



CEMENT PRODUCTS PORTFOLIO

THE WORKRITE® DIFFERENCE

Our industry reputation is unparalleled for enhanced board life, workability, water retention and durability. With a standard kit of 60 colors, our selection can meet most project needs. Custom colors can be manufactured by special order.

Our staff is available for consultation on your project. Please call us at 717.792.4700, or via email at: sales@workrite-cements.com.

WORKRITE® FORMULATIONS:

- TYPE O: A special lime-based tuckpoint mortar typically used for restoration work.
- TYPE N: Used for construction above-grade and is recommended for exterior brick and block veneers.
- TYPE S: A stronger mix that can be used above or below grade.
- TYPE M: Our strongest mix. Used where additional compressive strengths are required. Special order only.

SAMPLES & CERTIFICATION:

Sample bags for pre-construction test panels can be obtained by contacting a local masonry supply dealer or your WORKRITE® sales representative.

Mill Test Reports, certification letters and SDS documentation are available for download at workrite-cements.com.

ASTM SPECIFICATIONS:

Our products meet these applicable ASTM specifications:

COLORED MASONRY CEMENT

- C 91 Standard Specification for Masonry Cement
- C 270 Standard Specification for Mortar for Unit Masonry
- C 979 Pigments for Concrete

COLORED MORTAR CEMENT

- C 1329 Standard Specification for Mortar Cement
- C 270 Standard Specification for Mortar for Unit Masonry
- C 979 Pigments for Concrete

COLORED TUCKPOINT MORTAR

- C 150 Standard Specification for Portland Cement
- C 207 Standard Specification for Hydrated Lime
- C 270 Standard Specification for Mortar for Unit Masonry
- C 979 Pigments for Concrete

COLORED PORTLAND CEMENT & LIME

- C 150 Standard Specification for Portland Cement
- C 207 Standard Specification for Hydrated Lime
- C 270 Standard Specification for Mortar for Unit Masonry
- C 979 Pigments for Concrete

NON-PIGMENTED MORTAR CEMENT

- C 150 Standard Specification for Portland Cement
- C 207 Standard Specification for Hydrated Lime
- C 270 Standard Specification for Mortar for Unit Masonry

NON-PIGMENTED PORTLAND CEMENT & LIME

- C 150 Standard Specification for Portland Cement
- C 207 Standard Specification for Hydrated Lime
- C 270 Standard Specification for Mortar for Unit Masonry

PRODUCTS

COLORED MASONRY CEMENTS



Type N
70 lbs. / 31.7kg
40 bags/pallet

A general purpose cement that is formulated for veneer, load-bearing, and soft stone masonry construction. It is used to make masonry mortar when mixed with mason sand and water.



Type S
75 lbs. / 34kg.
40 bags/pallet

A higher strength cement than Type-N, Type-S cement is formulated for veneer and load-bearing construction. It is used to make masonry mortar when mixed with mason sand and water.

COLORED MORTAR CEMENTS



Type N
60 lbs. / 27.2kg.
40 bags/pallet

Developed for use in structural applications where high flexural bond strength is required, e.g. high seismic areas. Type-N is a normal strength formulation.

Pre-Blended With



Type S
65 lbs. / 29.5kg.
40 bags/pallet

Developed for use in structural applications where high flexural bond strength is required, e.g. high seismic areas.

Type-S is a higher-strength formulation.

Pre-Blended With



COLORED PORTLAND CEMENT & LIME



Type O
72 lbs. / 32.7kg.
40 bags/pallet

A restoration mortar consisting of lime putty and portland cement. This specialty mortar is breathable and flexible, and it protects brittle masonry units from moisture and freeze-thaw damage.



Type N
72 lbs. / 32.7kg.
40 bags/pallet

A specific blend of Portland cement and hydrated lime, formulated for veneer and load-bearing construction..



Type S
72 lbs. / 32.7kg.
40 bags/pallet

A specific blend of Portland cement and hydrated lime, formulated for veneer and load-bearing construction..

NON-PIGMENTED CEMENTS



Mortar Cement Type N

60 lbs. / 27.2kg.
40 bags/pallet

Developed for use in structural applications where high flexural bond strength is required, e.g. high seismic areas. Type-N is a normal strength formulation. Typically used for below-grade masonry construction where color is not needed.

Pre-Blended With



Mortar Cement Type S

65 lbs. / 29.5kg.
40 bags/pallet

Developed for use in structural applications where high flexural bond strength is required, e.g. high seismic areas. Type-S is a higher-strength formulation. Typically used for below-grade masonry construction where color is not needed.

Pre-Blended With



Portland Cement & Lime Type N

72 lbs. / 32.7kg.
40 bags/pallet

Featuring a specific blend of Portland cement and hydrated lime. Typically used for veneer and load-bearing masonry construction where color is not needed.



Portland Cement & Lime Type S

72 lbs. / 32.7kg.
40 bags/pallet

Featuring a specific blend of Portland cement and hydrated lime. Typically used for below-grade masonry construction where color is not needed.

WORKRITE® cements are packaged in multi-layered bags for added security.
Type-M formulations are available by special order.

FOR WHITE OR PALE
COLORED MORTARS:



White Mason Sand

FOR ALL OTHER
MORTAR COLORS:



Straight Mason Sand

SAND SELECTION IS IMPORTANT!

To achieve accurate color representation of our mortar for your project, remember that selecting the proper sand to blend with our colored cements can impact the final color output. We always recommend a sample panel be built with job-site materials and approved prior to construction. The aggregates division of York Building Products produces a variety of mason sands to work best with your specific mortar selection.

WORKRITE® PRODUCT COLORS


Our standard color palette includes 60 colors across a wide variety of hues. Custom color blending is available to meet your specific project needs (minimum quantity required).




CHESTNUT WR-2368



RAW UMBER WR-2246




ESPRESSO WR-2024




APPALACHIAN WR-2088




TIMBER WR-2002



COCOA WR-2259



PORT WR-2029



REDWOOD WR-2492



MAHOGANY WR-2181



MEDITERRANEAN WR-2324



CANYON WR-2031



AUTUMN WR-2208



BURNT SIENNA WR-2272




SUNSET WR-2206




MAUVE WR-2220




BLUSH WR-2905



SALZBURG WR-2774




TERRACOTTA WR-2273




AMBER WR-2207




FALLOW WR-2251




TAUPE WR-2412




CINDER WR-2295



MARBLE WR-2158



PRAIRIE WR-2247




SAWDUST WR-2342




DRIFTWOOD WR-2224




SHELL WR-2216



THISTLE WR-2105



MORNING MIST WR-2247A



ACORN WR-2113




BISQUE WR-2039




CURRY WR-2249



PATAGONIA WR-2311



SAWGRASS WR-2081




SAGE WR-2902



WHEAT WR-2907




OLIVE WR-2901



BUCKSKIN WR-2223



OLDE COLONY WR-2906




MALT WR-2073




RIDGE WR-2287



MERINO WR-2119




GRAIN WR-2243



CLAY WR-2904




CANVAS WR-2244




PEBBLE WR-2106



SUEDE WR-2158




MUSHROOM WR-446



BIRCH WR-2320



RIVERSTONE WR-2380



SAND WR-2443



CHAMPAGNE WR-2084



ALMOND WR-2900



ARCTIC WHITE WR-103 (WS)



SLATE WR-2410



GLACIER WR-280



GRAVEL WR-2055



PEWTER WR-2057



SMOKE WR-2062



GRAPHITE WR-2070